

ActiGraft^{PRO}

Autologous Wound Care System



Yourbiologics



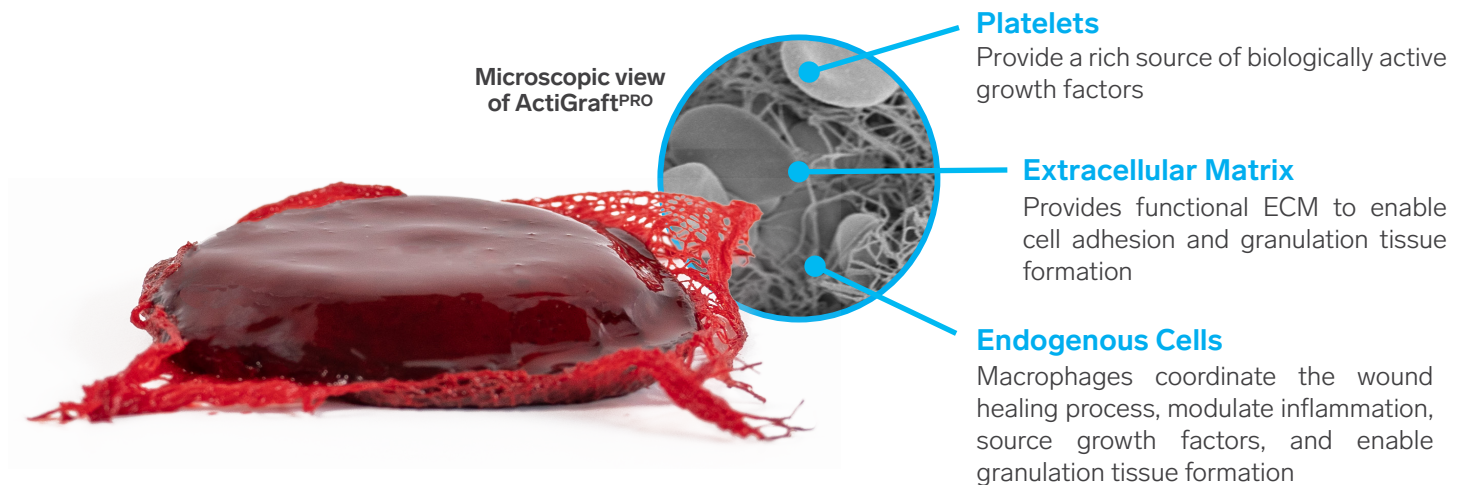
Yourbiologics

**Red
Dress**

Healing is in Our Blood

A personalized approach to wound healing

ActiGraft^{PRO} system is an autologous, point-of-care wound management solution created from your patient's whole blood. Once applied, the blood clot serves as a protective covering and optimizes the body's own healing potential.



RELIABLE OUTCOMES

Fast healing with a **72% complete closure rate** in 12 weeks¹

EASILY ADAPTABLE

The 28 sq. cm. whole blood clot can be adapted for application, **requiring only a 50% minimum coverage of the wound bed surface area to activate healing**

STREAMLINED PROCEDURE

Seamless process with **no centrifuge requirement, 5-minute coagulation, and the flexibility to draw and store blood** up to 24 hours prior to the procedure

ASSURED CONFIDENCE

Described by NCD 270.3 as a blood derived product, ActiGraft^{PRO} is **eligible for reimbursement under G0465**

NATURAL HEALING

Created from a patient's own blood, **even in the presence of blood thinners**, to provide the wound with an optimal, natural healing environment

PREMIUM CARE

A personalized, point-of-care treatment immediately available for use on chronic wounds **increases patient quality of life and satisfaction scores**

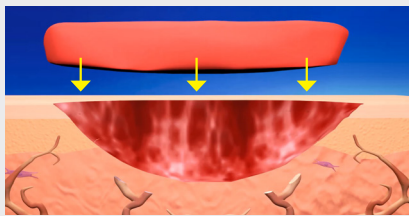
ActiGraft^{PRO} intended use

ActiGraft^{PRO} is topically applied for the management of exuding cutaneous wounds, such as leg ulcers, pressure ulcers, diabetic ulcers, and mechanically or surgically-debrided wounds.

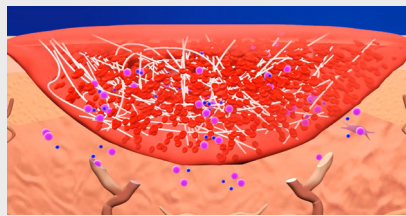
Designed to jump-start wound healing

Designed to meet the needs of today's high-volume practices and centers, ActiGraft^{PRO} offers practitioners a premium wound healing solution that delivers a quick, easy, and clean procedure.

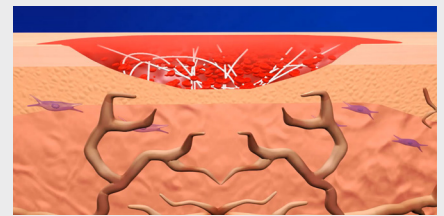
HOW ACTIGRAFT^{PRO} WORKS



Applied directly to the wound surface, ActiGraft^{PRO} is created at your patient's bedside in 20 minutes by mixing fresh whole blood with a proprietary coagulation powder.



ActiGraft^{PRO} contains platelets, red blood cells and optimal concentration required in the wound healing process.



Once applied, ActiGraft^{PRO} reignites the healing cascade, serving as a protective covering that supports wound healing processes which naturally occur in the body.

CASE STUDIES

DIABETIC FOOT ULCER

60 YEARS OLD / WOUND 8 WEEKS OLD

**99% Wound Reduction in 10 Weeks
with 2 Applications**

Past Medical History: T2DM, Chronic Osteomyelitis

Past Treatment: NPWT, Advanced Dressings



Day 1



Day 71

VENOUS ULCER

37 YEARS OLD / WOUND 8 WEEKS OLD

**100% Wound Reduction in 5 Weeks
with 4 Applications**

Past Medical History: Diabetic

Past Treatment: Debridement, Silver Alginate, Oral and IV Antibiotics, Collagen



Week 1



Week 5

Ready to use right out of the box

The ActiGraft^{PRO} system provides single-use components needed for the safe and rapid preparation of Whole Blood Clot (WBC) from a small sample of a patient's own peripheral blood.



ActiGraft^{PRO} system components

Each ActiGraft^{PRO} system is comprised of an individual box that contains all the components needed to prepare an ActiGraft^{PRO} whole blood clot.

ActiGraft^{PRO} is described by NCD 270.3 as a blood-derived product for chronic, non-healing wounds and is eligible for reimbursement under G0465 and G0460 codes.

PRODUCT NUMBER	DESCRIPTION	BOX QTY	STORAGE	CLOT SIZE
RD2301	ActiGraft ^{PRO} system	5	41°F - 86°F	28 sq.cm.

Visit **YourBiologics.com** to request a sample and discover how ActiGraft^{PRO} can benefit your facility and patients.



Tel.: 321-593-1339 / 844-310-8054
 Fax: 321-252-3519
 info@YourBiologics.com
 YourBiologics.com

RedDress

For safety information, visit www.reddressmedical.com/safety-info

*RedDress. (n.d.). Safety and efficacy of actigraft treatment in wound care in medical centers - full text view. Safety and Efficacy of ActiGraft Treatment in Wound Care in Medical Centers. <https://clinicaltrials.gov/ct2/show/NCT04699305?term=reddress&draw=2&rank=5>